



### The Fund

The Fund aims to deliver capital growth over the long term (5 years or more) through using the Economic Advantage investment process. The process seeks to identify companies with a durable competitive advantage that allows them to defy industry competition and sustain a higher than average level of profitability for longer than expected. The Fund invests at least 90% of the portfolio in companies incorporated, domiciled or which conduct significant business in the United Kingdom (UK).

### Key information

Class Launch Date	01.11.10
Manager Inception Date of Fund	25.03.09
Comparator Benchmark 1	FTSE All Share
Comparator Benchmark 2	IA UK All Companies
Fund Size <sup>^</sup>	£761.6m
Number of Holdings	47
Net Underlying Yield <sup>^^</sup>	1.47%
Active Share <sup>*</sup>	66.48%

<sup>^</sup>Fund AUM shown is in the base currency of the fund.

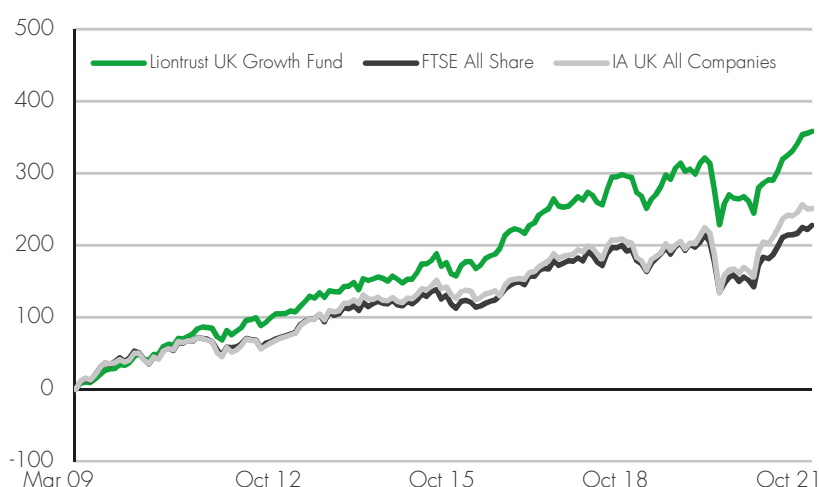
### Ratings and awards



### Our experienced fund management team

Anthony Cross and Julian Fosh have more than 55 years of combined investment experience. Anthony was previously at Schroders and has managed funds at Liontrust since 1998. Julian has previously managed money at Scottish Amicable Investment Managers, Britannic Investment Managers, Scottish Friendly Assurance Society and Saracen Fund Managers, joining Liontrust in 2008.

### Performance since manager inception date (%)



### Discrete years' performance (%)

To previous quarter 12 months ending:	Sep 21	Sep 20	Sep 19	Sep 18	Sep 17
Liontrust UK Growth Fund	26.1	-11.0	3.0	9.4	11.5
FTSE All-Share Index	27.9	-16.6	2.7	5.9	11.9
IA UK All Companies sector average	32.4	-12.8	0.0	5.5	13.6
Quartile ranking	3	2	2	1	3

### Cumulative performance (%)

	1 month	3 months	6 months	YTD	1 year	3 years	5 years	Since inception
Liontrust UK Growth Fund	0.6	3.9	9.2	18.6	33.0	22.8	42.9	358.2
FTSE All-Share Index	1.8	3.5	5.4	15.6	35.4	17.6	31.4	227.7
IA UK All Companies sector average	0.3	1.7	4.4	15.1	37.2	24.1	38.3	251.1
Quartile ranking	2	1	1	1	3	2	2	1





















Source: Financial Express, as at 31.10.21, total return, bid-to-bid, net of fees, income reinvested

**Key risks:** Past performance is not a guide to future performance. Investment in the Fund carries the risk of potential total loss of capital. Investment decisions should not be based on short-term performance.

<sup>^^</sup>The amount of income generated for distribution after deducting all expenses. <sup>\*</sup>The fraction of a fund invested differently to its benchmark. A 100% active share is a fund with no holdings in the benchmark, a 0% active share is a fund identical to the benchmark.

# UK GROWTH

## Sector breakdown (%)





Industrials	29.8	
	13.0	
Consumer Staples	15.6	
	14.5	
Consumer Discretionary	14.2	
	12.2	
Healthcare	13.6	
	10.1	
Energy	10.7	
	8.5	
Financials	4.4	
	23.1	
Real Estate	3.5	
	3.2	
Technology	2.9	
	1.6	
Basic Materials	2.2	
	9.0	
Telecommunications	0.7	
	1.8	

■ Fund ■ FTSE All-Share

## Top 10 holdings (%)

AstraZeneca	6.9
Royal Dutch Shell B	5.0
Unilever	4.9
Diageo	4.8
BP	4.1
GlaxoSmithKline	4.0
British American Tobacco	3.5
Spirax Sarco Engineering	3.3
Ultra Electronics Hldgs	2.7
Indivior	2.7

## Geographic breakdown (%)

United Kingdom	97.5	
	100.0	
Cash and Derivatives	2.5	
	0.0	

## Capitalisation (%)

FTSE 100 Index	58.1
FTSE 250 Index	29.6
FTSE Small Cap (ex IT) Index	2.5
FTSE AIM Index	7.4
Other	0.0
Cash and Derivatives	2.5

## Additional information

Minimum initial investment	£5,000,000
Minimum additional investment	£100,000
Ex-dividend date	1 January (Final)
Distribution date	28 February (Final)
Sedol code	B56BDS0
Bloomberg code	LIOUKGI LN
ISIN code	GB00B56BDS09

## Risk ratios

### Annualised over 36 months

Alpha	2.16%
Beta	0.87
Information Ratio	0.26

### Annualised over 260 weeks

Volatility	13.57%
Benchmark volatility	16.38%

Where the Fund has a short track record, the ratios shown may be based upon the historic data of the Fund as well as a representative fund or the ratio may be calculated over a shorter time period.

## Charges

Initial charge	0.00%
Ongoing Charges Figure*	0.84%
Included within the OCF is the Annual Management Charge**	0.75%

\*The Ongoing Charges Figure (OCF) covers all aspects of operating a fund during the course of its financial year. These include the annual charge for managing the fund, administration and independent oversight functions, such as trustee, depository, custody, legal and audit fees. The OCF **excludes** portfolio transaction costs except for an entry/exit charge paid by the Fund when buying or selling units in another fund. This will have an impact on the realisable value of the investment, particularly in the short term. \*\*These are the annual costs of running and managing the Fund.

## Important information

This document provides information about the Liontrust UK Growth Fund ('the Fund') and Liontrust Fund Partners LLP ('the Manager'). Liontrust Fund Partners LLP (2 Savoy Court, London WC2R 0EZ) is authorised and regulated in the UK by the Financial Conduct Authority (FRN 518165) to undertake regulated investment business. This document does not constitute or form part of, and should not be construed as, an invitation to buy or sell units and neither this document nor anything contained or referred to in it shall form the basis of, or be relied on in connection with, any offer or commitment whatsoever. The value of units and the income generated from them can fall as well as rise and are not guaranteed; investors may not get back the amount originally subscribed. Equity investments should always be considered as long term. Investors should not purchase the Fund referred to in this document except on the basis of information contained in the Fund's Prospectus. We recommend that investors who are not professional investors should contact their professional adviser. The Fund's Prospectus and Key Investor Information Document (KIID) are available from [www.liontrust.co.uk](http://www.liontrust.co.uk) or direct from Liontrust.