



The Fund

The investment objective of Liontrust Global Equity Fund is to generate long term (5 years or more) capital growth. The Fund invests at least 80% in shares of companies selected from across the world. The Fund may also invest up to 20% in other eligible asset classes. For full investment objective and policy details please refer to the Prospectus.

Key information

Class Launch Date	31.12.01
Manager Inception Date of Fund	01.07.19
Comparator Benchmark 1	MSCI AC World
Comparator Benchmark 2	IA Global
Fund Size [^]	£290.5m
Number of Holdings	44
Net Underlying Yield ^{^^}	0.00%
Active Share*	87.53%

[^]Fund AUM shown is in the base currency of the fund.

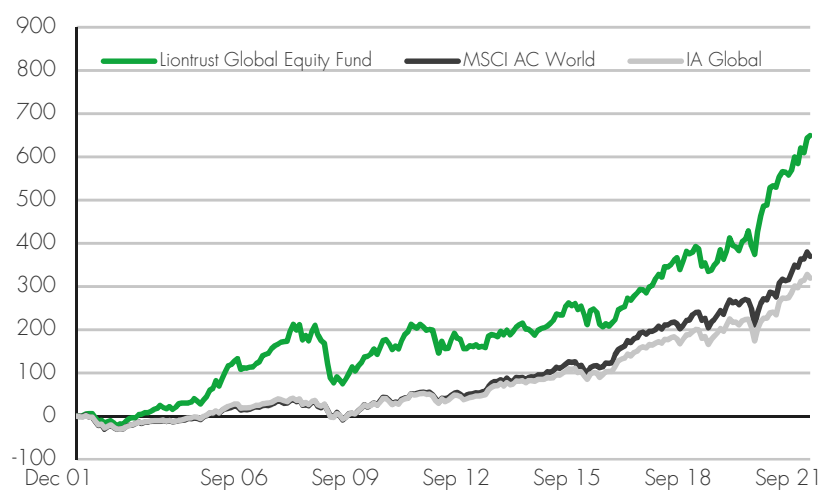
Ratings and awards



Our experienced fund management team

James and Storm joined Liontrust as part of the acquisition of Neptune Investment Management in October 2019. They co-manage the Liontrust Global Equity and the Liontrust Global Dividend Funds by applying the Global Innovation approach to the Global Equity investment process. James has 15 years of experience in the industry, has researched and taught the history of innovation at the London School of Economics and advised the UK government on its innovation strategy. Storm also undertakes research on the industrials sector within the Global Equity team, having joined Neptune Investment Management in 2014.

Performance since fund launch date (%)



Discrete years' performance (%)

To previous quarter 12 months ending:	Sep 21	Sep 20	Sep 19	Sep 18	Sep 17
Liontrust Global Equity Fund	18.3	28.7	1.0	15.5	19.3
MSCI All Country World Index	22.2	5.3	7.3	12.9	14.9
IA Global	23.2	7.2	6.0	11.6	14.9
Quartile ranking	3	1	4	1	1

Cumulative performance (%)





















	1 month	3 months	6 months	YTD	1 year	3 years	5 years	Since inception
Liontrust Global Equity Fund	0.8	4.0	12.2	12.5	18.3	53.9	112.0	649.3
MSCI All Country World Index	-2.1	1.4	8.7	12.7	22.2	38.0	79.0	369.8
IA Global	-2.0	1.9	8.9	12.4	23.2	40.0	79.5	319.5
Quartile ranking	1	1	1	2	3	1	1	1

Source: Financial Express, as at 30.09.21, total return, net of fees, income reinvested

Key risks: Past performance is not a guide to future performance. Investment in the Fund involves foreign currencies and may be subject to fluctuations in value due to movements in exchange rates. The Fund may invest in emerging markets/soft currencies or in financial derivative instruments, both of which may have the effect of increasing volatility.























GLOBAL EQUITY

Sector breakdown (%)

Financials	20.1	
	14.4	
Information Technology	20.1	
	22.3	
Consumer Discretionary	18.4	
	12.4	
Communication Services	13.1	
	9.3	
Healthcare	10.2	
	11.7	
Industrials	6.9	
	9.7	
Consumer Staples	3.6	
	6.8	
Real Estate	3.5	
	2.6	
Energy	2.2	
	3.5	
Utilities	1.5	
	2.6	

■ Fund ■ MSCI ACWI

Geographic breakdown (%)

United States	67.1	
	59.6	
China	6.7	
	4.1	
Netherlands	5.9	
	1.2	
Singapore	3.1	
	0.3	
Switzerland	2.7	
	2.4	
Germany	2.6	
	2.3	
Canada	2.5	
	2.9	
India	2.2	
	1.5	
Spain	2.2	
	0.6	
Other	4.6	
	25.1	
Cash and Derivatives	0.4	
	0.0	

Top 10 holdings (%)

SVB Financial Group	3.7
Costco Wholesale	3.6
Topicus.Com -SUB Voting	3.2
SEA	3.1
Tradeweb Markets	3.1
Upstart Holdings	3.0
Nvidia	2.8
Wizz AIR Holdings	2.7
Costar Group	2.7
Lululemon Athletica	2.7

Allocation (%)

Equity	99.6
Cash and Derivatives	0.4

Additional information

Minimum initial investment	£1,000
Minimum additional investment	£50
Ex-dividend date	01-Jan 01-Jul
Distribution date	28-Feb 31-Aug
Sedol code	3067905
ISIN code	GB0030679053

Risk ratios

Annualised over 36 months

Alpha	5.74%
Beta	0.83
Information Ratio	0.44

Annualised over 260 weeks

Volatility	15.25%
Benchmark volatility	14.57%

Where the Fund has a short track record, the ratios shown may be based upon the historic data of the Fund as well as a representative fund or the ratio may be calculated over a shorter time period.

Charges

Initial charge	0.00%
Ongoing Charges Figure*	1.88%
Included within the OCF is the Annual Management Charge**	1.75%

*The Ongoing Charges Figure (OCF) covers all aspects of operating a fund during the course of its financial year. These include the annual charge for managing the fund, administration and independent oversight functions, such as trustee, depository, custody, legal and audit fees. The OCF **excludes** portfolio transaction costs except for an entry/exit charge paid by the Fund when buying or selling units in another fund. This will have an impact on the realisable value of the investment, particularly in the short term. **These are the annual costs of running and managing the Fund.

Important information

This document provides information about the Liontrust Global Equity Fund ('the Fund') and Liontrust Fund Partners LLP ('the Manager'). Liontrust Fund Partners LLP (2 Savoy Court, London WC2R 0EZ) is authorised and regulated in the UK by the Financial Conduct Authority (FRN 518552) to undertake regulated investment business. This document does not constitute or form part of, and should not be construed as, an invitation to buy or sell units and neither this document nor anything contained or referred to in it shall form the basis of, or be relied on in connection with, any offer or commitment whatsoever. The value of units and the income generated from them can fall as well as rise and are not guaranteed; investors may not get back the amount originally subscribed. Equity investments should always be considered as long term. Investors should not purchase the Fund referred to in this document except on the basis of information contained in the Fund's Prospectus. We recommend that investors who are not professional investors should contact their professional adviser. The Fund's Prospectus and Key Investor Information Document (KIID) are available from www.liontrust.co.uk or direct from Liontrust.