



Peter Michaelis & Neil Brown & Martyn Jones

Retail Acc EUR Class (A1) - Fund Factsheet - Covering the month of February 2020

### The Fund

The Fund will seek to achieve its objective through exposure mainly to equities of companies incorporated in any European Economic Area Member State and Switzerland, although it can invest globally. In normal conditions the Fund invests at least 75% of its Net Asset Value in European equities. In addition, the Fund may invest in debt securities for liquidity and cash management purposes. The Fund may also invest in exchange traded funds and other open-ended collective investment schemes. For full investment objective and policy details please refer to the Prospectus.

### Key information

Class Launch Date	14.03.01
Comparator Benchmark 1	MSCI EUROPE
Fund Size <sup>^</sup>	€148.6m
Number of Holdings	48
Active Share*	85.84%

<sup>^</sup>Fund AUM shown is in the base currency of the fund.

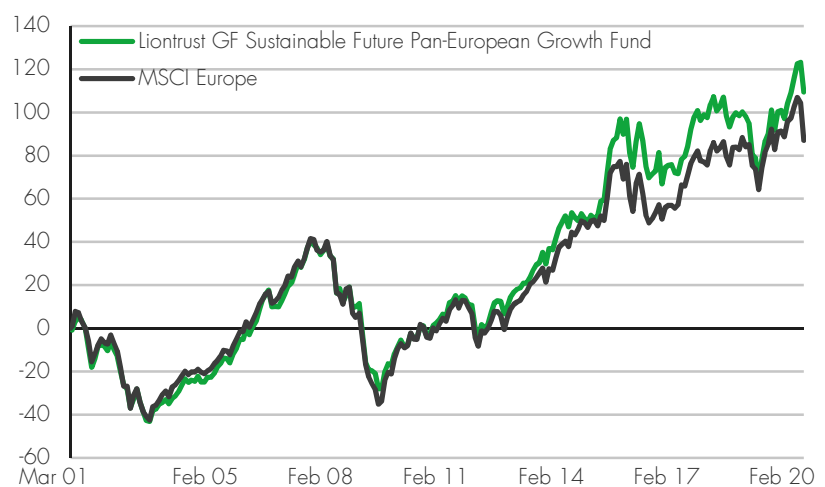
### Ratings and awards



### Our experienced fund management team

Peter Michaelis, Neil Brown and Martyn Jones have combined industry experience of more than 40 years and are part of a team of 14 investment professionals. The team joined Liontrust as part of the acquisition of Alliance Trust Investments (ATI) in April 2017 and were previously running the Sustainable Future Fund range at Aviva Investors. Peter was previously Head of SRI at Aviva Investors while Neil was an SRI Fund Manager. Martyn was at Alliance Trust for five years, initially as a graduate trainee and then as an analyst with the Sustainable Investment team.

### Performance since manager inception date (%)



### Discrete years' performance (%)

To previous quarter 12 months ending:	Dec 19	Dec 18	Dec 17	Dec 16	Dec 15
Liontrust GF Sustainable Future Pan-European Growth Fund	32.4	-17.0	13.6	-4.5	17.0
MSCI Europe Index	26.0	-10.6	10.2	2.6	8.2

### Cumulative performance (%)

	1 month	YTD	3 months	6 months	1 year	3 years	5 years	Since inception
Liontrust GF Sustainable Future Pan-European Growth Fund	-6.2	-5.9	-3.1	6.3	12.1	13.6	14.5	109.4
MSCI Europe Index	-8.5	-9.6	-7.8	-0.9	3.0	9.5	8.8	87.0

Source: Financial Express, as at 29.02.20, total return, net of fees, income reinvested










**Key risks: Past performance is not a guide to future performance.** Investment in the Fund carries the risk of potential total loss of capital. Investment decisions should not be based on short term performance. Investment in the Fund involves foreign currencies and may be subject to fluctuations in value due to movements in exchange rates.

\*The fraction of a fund invested differently to its benchmark. A 100% active share is a fund with no holdings in the benchmark, a 0% active share is a fund identical to the benchmark.

The Luxcellence-Liontrust SF Pan-European Equity Fund, was launched on 14 March 2001, and merged with the Liontrust GF Sustainable Future Pan-European Growth Fund on 19 October 2018. The performance record of the Fund starts on 14 March 2001, with Peter Michaelis and Neil Brown managing the Fund since this date.












# GF SUSTAINABLE FUTURE PAN-EUROPEAN GROWTH

## Sector breakdown (%)

Financials	18.8	
Industrials	16.1	
Healthcare	13.7	
Information Technology	13.6	
Materials	11.5	
Consumer Staples	8.6	
Communication Services	6.1	
Consumer Discretionary	5.5	
Utilities	3.4	

■ Fund ■ MSCI Europe

## Geographic breakdown (%)

United Kingdom	18.5	
Germany	14.5	
Netherlands	12.6	
France	8.6	
Spain	8.6	
Ireland	8.0	
Switzerland	7.4	
Denmark	6.9	
Sweden	4.8	
Other	7.4	
Cash and Derivatives	2.7	

## Additional information

Minimum initial investment	€1,000
Minimum additional investment	€1,000
Sedol code	BYWSV51
ISIN code	IE00BYWSV511

## Risk ratios

### Annualised over 36 months

Alpha	1.38%
Beta	0.97
Information Ratio	0.31

### Annualised over 260 weeks

Volatility	14.56%
Benchmark volatility	14.83%

Where the Fund has a short track record, the ratios shown may be based upon the historic data of the Fund as well as a representative fund or the ratio may be calculated over a shorter time period.

## Charges

Initial charge	Up to 5.00%
Ongoing Charges Figure*	1.80%
Included within the OCF is the Annual Management Charge**	1.50%

\*The Ongoing Charges Figure (OCF) covers all aspects of operating a fund during the course of its financial year. These include the annual charge for managing the fund, administration and independent oversight functions, such as trustee, depository, custody, legal and audit fees. The OCF **excludes** portfolio transaction costs except for an entry/exit charge paid by the Fund when buying or selling units in another fund. This will have an impact on the realisable value of the investment, particularly in the short term. \*\*These are the annual costs of running and managing the Fund.

## Top 10 holdings (%)

Roche	6.2
Cellnex Telecom	4.6
ASML	4.3
Unilever	4.0
3i Group	3.2
SAP SE	3.2
Kerry	3.2
Grifols SA	2.9
Air Liquide	2.8
DNB ASA	2.8

## Allocation (%)

Equity	97.3
Cash and Derivatives	2.7

## Important information

This document provides information about the Liontrust GF Sustainable Future Pan-European Fund ('the Fund') and Liontrust Fund Partners LLP. Liontrust Fund Partners LLP (2 Savoy Court, London WC2R 0EZ) is authorised and regulated in the UK by the Financial Conduct Authority (FRN 518165) to undertake regulated investment business. The Fund qualifies as an undertaking for collective investment in transferable securities ('UCITS') and has obtained recognition under the European Communities Directive for marketing in certain member states in the European Economic Area. This document does not constitute or form part of, and should not be construed as, an invitation to buy or sell shares and neither this document nor anything contained or referred to in it shall form the basis of, or be relied on in connection with, any offer or commitment whatsoever. The value of shares and the income generated from them can fall as well as rise and are not guaranteed; investors may not get back the amount originally subscribed. Equity investments should always be considered as long term. Investors should not purchase the Fund referred to in this document except on the basis of information contained in the Fund's Prospectus. We recommend that investors who are not professional investors should contact their professional adviser. The Fund's Prospectus and Key Investor Information Document (KIID) are available from [www.liontrust.co.uk](http://www.liontrust.co.uk) or direct from Liontrust. For investors in Switzerland the Annual Reports and, if applicable, the Semi-Annual Reports may be obtained free of charge from the Swiss Representative and Paying Agent in Switzerland: RBC Investor Services Bank S.A., Esch-sur-Alzette, Zurich Branch, Bleicherweg 7, CH-8027 Zurich.

## Contact information

Liontrust Fund Partners LLP  
2 Savoy Court, London WC2R 0EZ

☎ Client Services: 020 7412 1777

☎ Administration & Dealing: +353 1 900 6701

✉ Email: [LiontrustGlobalFunds@bnymellon.com](mailto:LiontrustGlobalFunds@bnymellon.com)

🌐 Website: [www.liontrust.co.uk](http://www.liontrust.co.uk)